

# **MysteryTwister C3**

THE CRYPTO CHALLENGE CONTEST

## **THE JOSSE CHALLENGE – PART 2**

Author: Nils Kopal

February 2023

## Introduction (1/5) – The Cipher

The **Josse cipher** was recently discovered by Rémi Géraud-Stewart and David Naccache in historical documents from the late 19th century, written by Major H.D. Josse of the French Army. Details of the cipher and its discovery can be read in [GSN21].

The cipher is an auto-key cipher, with a mixed alphabet. Lasry showed in [Las21] that the Josse cipher can be broken either using isomorphs or with a heuristic attack based on simulated annealing.

CrypTool 2 contains an implementation of the Josse cipher:

<https://www.cryptool.org/en/ct2/downloads>

## Introduction (2/5) – Lookup Table Generation

The first step of the cipher is the creation of a lookup table (based on another table) to convert the plaintext letters into numbers from 1 to 25. In the alphabet he used, Major Josse removed the letter W.

In the first table (see Table 1 on next page) a keyword (e.g., "SECRETKEY") is written in the first row. Here, any duplicate letters are omitted. After that, the remaining unused letters of the 25-letter alphabet are added in the rows below.

Finally, the lookup table (see Table 2 on next page) is generated by reading out the first table column-wise and assigning numbers from 1 to 25 to the read letters.

## Introduction (3/5) – Generated Tables

S	E	C	R	T	K	Y
A	B	D	F	G	H	I
J	L	M	N	O	P	Q
U	V	X	Z			

**Table 1:** First table generated from the keyword "SECRETKEY"

S	A	J	U	E	B	L	V	C	D	M	X	R
1	2	3	4	5	6	7	8	9	10	11	12	13
F	N	Z	T	G	O	K	H	P	Y	I	Q	
14	15	16	17	18	19	20	21	22	23	24	25	

**Table 2:** Second table for converting between letters and numbers

## Introduction (4/5) – How Encryption Works

For encrypting a text, the plaintext is first converted into numbers using the lookup table: Example (Table 2 on previous page is used here):

H E L L O V V O R L D  
21 05 07 07 19 08 08 19 13 07 10

Then, three encryption rules (see next page) are applied to compute the ciphertext numbers. In the last step, these numbers are converted to ciphertext letters using the same lookup table:

04 01 08 15 09 17 25 19 07 14 24  
U S V N C T Q O L F I

# Introduction (5/5) – Encryption rules

For encryption use the following three rules:

1. Compute first ciphertext letter:  $C_1 = (25 - P_1) \bmod' 25$
2. Compute second ciphertext letter:  $C_2 = (P_2 + P_1) \bmod' 25$
3. Compute i-th ciphertext letter:  $C_i = (P_i + C_{i-1}) \bmod' 25$

( $\bmod' 25$  is: if  $x \bmod 25$  is equal to 0 then use 25 instead of 0)

The decryption is the inverse process.

For a more detailed description of the cipher, you may watch a video of the "Cryptography for everybody" YouTube channel about the Josse cipher [[Kop22](#)].

# Challenge




This is the **second challenge** in a series of **three challenges** with the Josse cipher.

With this challenge, we provide a **ciphertext with 121 letters**:

OPXN IVYH SUFV NHBN UKOU SOEM PBGQ OIJV NQBR UGOC FLXA  
RBIU VBSF TZKL SDRY IDSI LORF VKMC VBSD ZUCF HEDV RMKQ  
HUGJ VNRI DXOJ FBIL BFXN HRZZ LXTC IZQH U

The solution are the **first 13 letters** of the plaintext.

# References

-  Rémi Géraud-Stewart and David Naccache, *A French cipher from the late 19th century*, *Cryptologia* **45** (2021), no. 4, 342–370.
-  Nils Kopal, *Cryptography for everybody: A French Army Cipher from the late 19th Century*, YouTube URL: <https://www.youtube.com/watch?v=zKmNgR1-DJM>.
-  George Lasry, *Analysis of a late 19th century french cipher created by Major Josse*, *Cryptologia* (2021), 1–15.